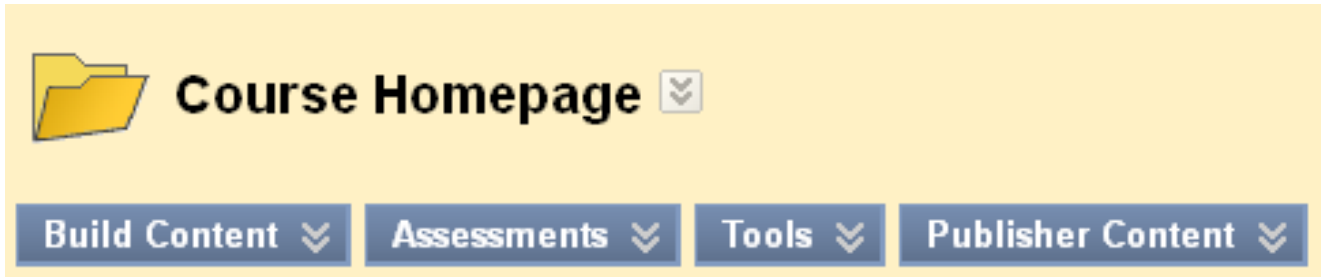




A Blackboard Icon Glossary

In every content folder/area of your Blackboard course, you'll have four buttons displayed at the top of the screen.







Use these buttons to add the desired links to the folder (page) that you are currently viewing.

If you don't see those four buttons at the top of the screen, then you are looking at a *Blackboard tool* – not a content folder/area. When inside a Blackboard tool (such as the Messages tool or the Calendar tool) you will only have the options allowed by that particular tool.

When you hover your mouse over each of the four buttons above, an expanded menu appears with several options available to you. The following pages of this glossary cover these icons/options.

Build Content – What do all those options/icons mean?

Item		Embedded content (text or image) that is displayed on the page on which it is created. *
File		A link to an external file that is uploaded to Blackboard. (PDF, docx, etc.)
McGraw-Hill Content		A link to publisher content from McGrawHill
Audio		A link to an uploaded audio file.

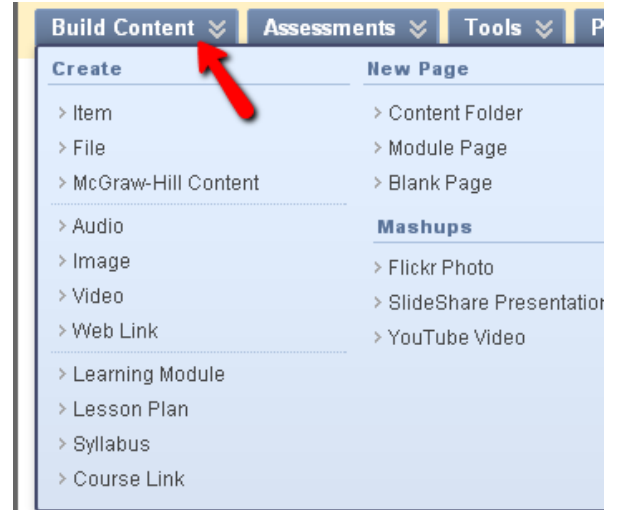











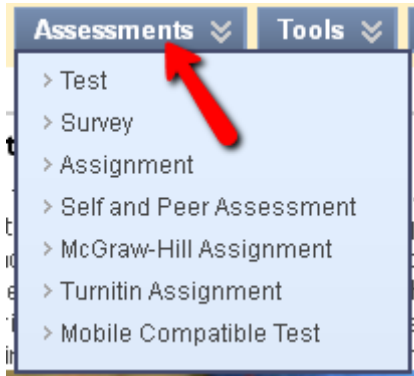













Image:		An embedded image that is displayed on the page on which it is created.
Video:	Do not load video directly to Blackboard.	Do not load video directly to Blackboard. There are other options. Contact support@sdccdonline.net for more information.
Web Link:		A link to an external website (outside of Blackboard system)
Learning Module:		A collection of content that can be displayed sequentially with a table of contents.
Lesson Plan:		A collection of information linking objectives, activities, and resources. (Mostly used in the K12 context.)
Syllabus:		A syllabus created with the Blackboard syllabus builder tool.
Course Link:	 	A link to something else in the course. The icon that gets displayed depends on what the courselink links to, but it will always display a small chainlink in the icon.
Content Folder:		A folder to organize several content items.
Module Page:		A content page that displays updated content in different rectangular boxes on the page.
Blank Page:		Creates a link on the page to a second page that includes text, images, etc.
All Mashups (Flickr, Slideshare, YouTube)		Links to external photo, slide, video presentations

* [Need more help with the difference between a Blank Page and an Item? Check out this video.](#)




Assessments – What do all those options/icons mean?

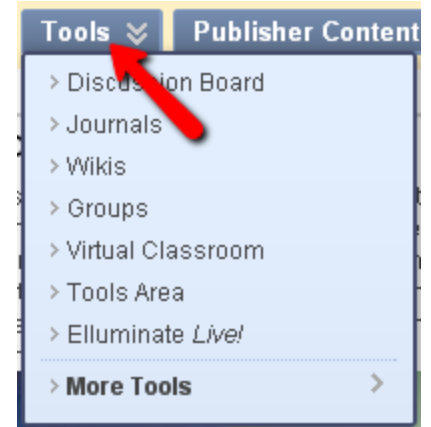







Test:		A link to a deployed test (one which students have access to) in Bb.
Survey:		A link to a deployed survey (one which students have access to) in Bb.
Assignment:		A link to a Bb assignment. An assignment is something that students will be submitting <i>on Blackboard</i> . It gives students a submission textbox, file attachment options, and a Submit button.

Self and Peer Assessment:		A link to an activity which includes two parts: <ol style="list-style-type: none"> 1. An assignment submission for each student. 2. Questions that must be answered as part of a peer review of classmates' submissions of that same assignment.
McGraw-Hill Assignment:	    	A link to an assignment from publisher McGraw-Hill. The icon that gets displayed depends on the kind of McGraw-Hill activity that the link is pointing to on McGraw-Hill.
Turnitin Assignment:		A link to a Turnitin Assignment. Students submit the assignment through the link in the Blackboard course (not through Turnitin.com).
Mobile Compatible Test:		A link to a Mobile Compatible Blackboard Test that students can take on their mobile devices.

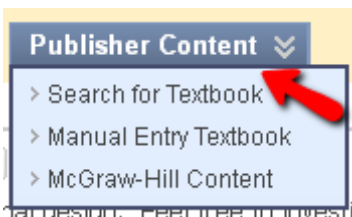
Tools – What do all those options/icons mean?



Discussion Board:		A link to a Discussion Board. Links can be made to the entire discussion board, which includes all the forums. Or a link can be made to a specific forum of the Discussion Board.
Journals:		A link to a Journal activity
Wikis:		A link to a Wiki activity in the course



Groups:		A link to a Group page from which students can access the tools that the instructor has made available to their group
Virtual Classroom:		A link to a Bb Virtual Classroom. Virtual Classrooms are text-only chatrooms where class members can meet synchronously.
Tools Area:		A link to the entire page of Bb Tools available in the course
Elluminate <i>Live!</i>:		A link to an ElluminateLive session that is available in the course
More Tools >		A link to any other Blackboard Tool being used in the course

Publisher Content – What do all those options/icons mean?



Search for Textbook: Manual Entry Textbook:		Instructors can add their textbook information (either manually or by searching for the ISBN), the link to which gets displayed with this icon.
McGraw-Hill Content:		A link to publisher content from McGrawHill